

2.3 — Cost Minimization

ECON 306 • Microeconomic Analysis • Fall 2022

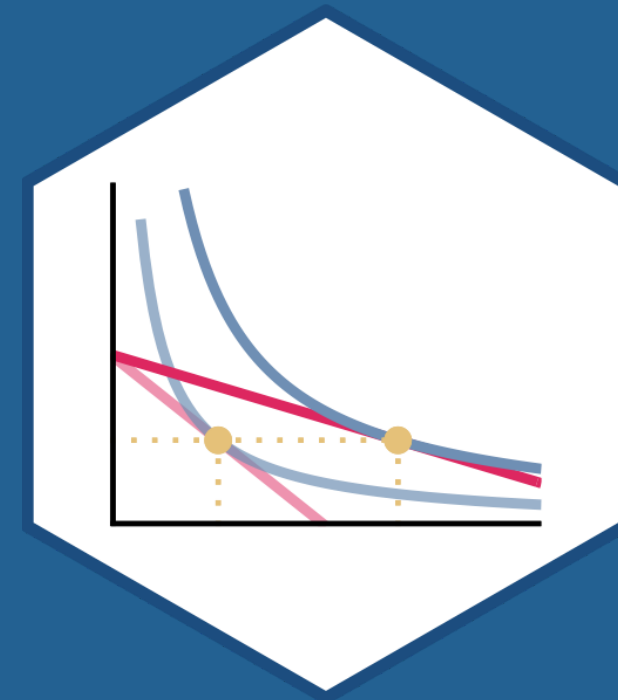
Ryan Safner

Associate Professor of Economics

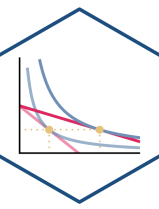
[✉ safner@hood.edu](mailto:safner@hood.edu)

[🌐 ryansafner/microF22](https://github.com/ryansafner/microF22)

[🌐 microF22.classes.ryansafner.com](https://microF22.classes.ryansafner.com)



Recall: The Firm's Two Problems



1st Stage: **firm's profit maximization problem:**

1. **Choose:** < output >
2. **In order to maximize:** < profits >

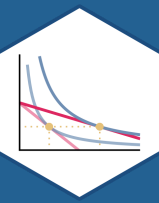
- We'll cover this later...first we'll explore:

2nd Stage: **firm's cost minimization problem:**

1. **Choose:** < inputs >
2. **In order to minimize:** < cost >
3. **Subject to:** < producing the optimal output >

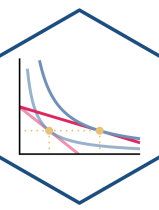
- Minimizing costs \iff maximizing profits





Solving the Cost Minimization Problem

The Firm's Cost Minimization Problem



- The **firm's cost minimization problem** is:

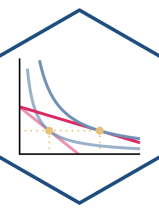
1. **Choose:** $\langle \text{inputs: } l, k \rangle$

2. **In order to minimize:** $\langle \text{total cost: } wl + rk \rangle$

3. **Subject to:** $\langle \text{producing the optimal output: } q^* = f(l, k) \rangle$



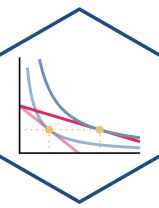
The Cost Minimization Problem: Tools



- Our tools for firm's input choices:
- **Choice:** combination of inputs (l, k)
- **Production function/isoquants:** firm's technological constraints
 - How the *firm* trades off between inputs
- **Isocost line:** firm's total cost (for given output and input prices)
 - How the *market* trades off between inputs



The Cost Minimization Problem: Verbally

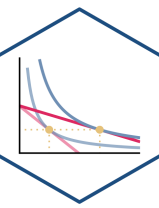


- The **firms's cost minimization problem**:

choose a combination of l and k
to minimize total cost that
produces the optimal amount of
output



The Cost Minimization Problem: Math



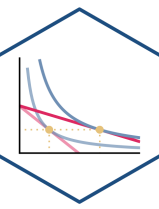
$$\min_{l,k} wl + rk$$

$$s.t. \quad q^* = f(l, k)$$

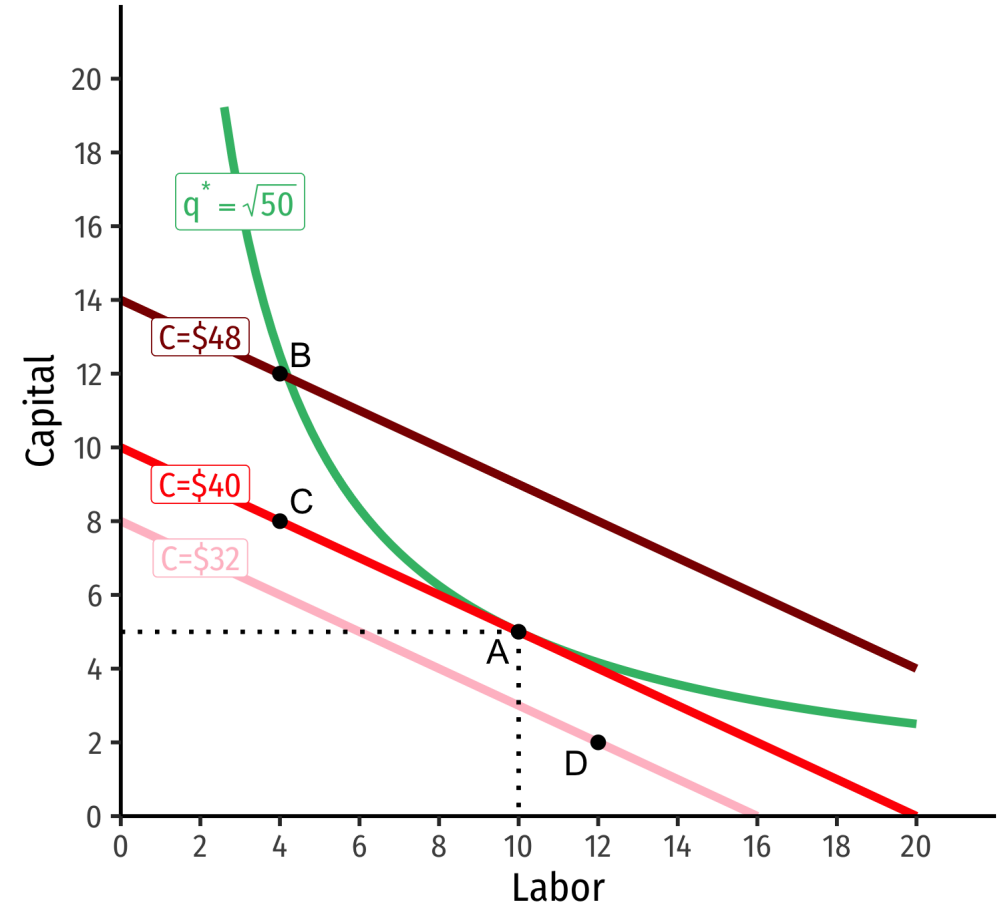
- This requires calculus to solve. We will look at **graphs** instead!



The Firm's Least-Cost Input Combination: Graphically

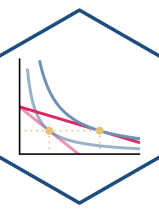


- **Graphical solution: Lowest isocost line tangent to desired isoquant (A)**

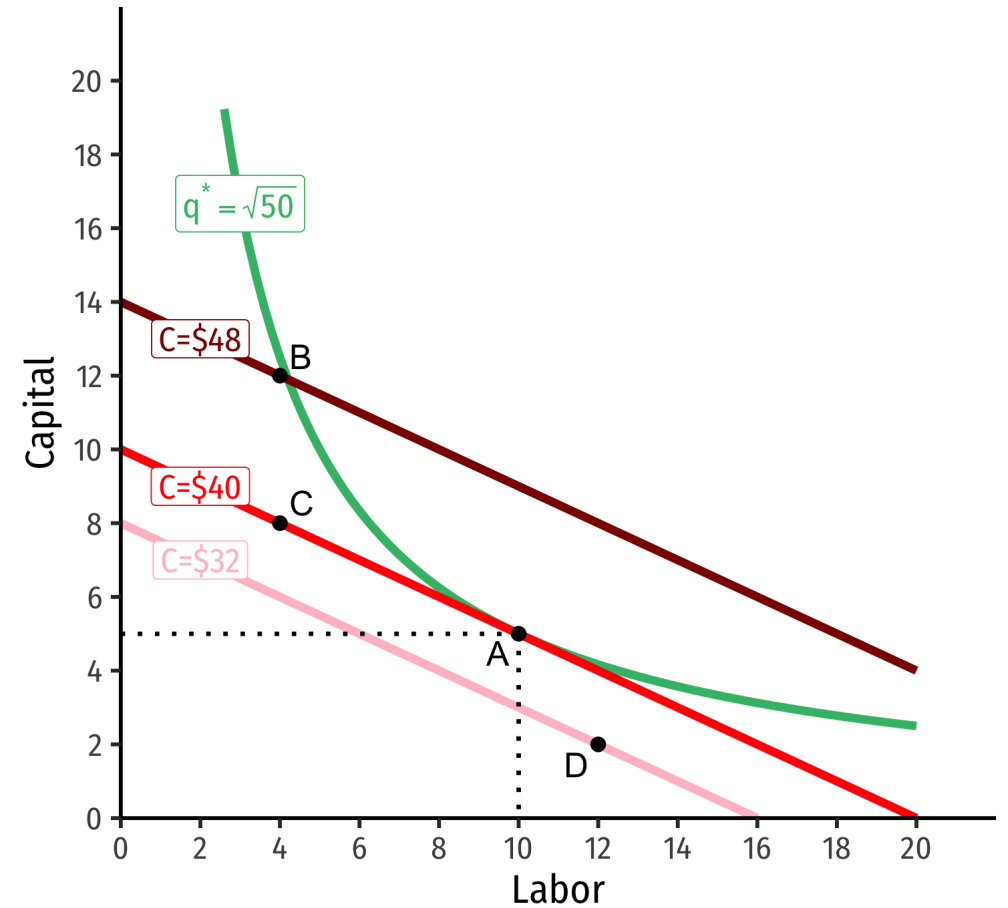


$$q = \sqrt{lk}, q^* = \sqrt{50}, w = \$2, r = \$4$$

The Firm's Least-Cost Input Combination: Graphically

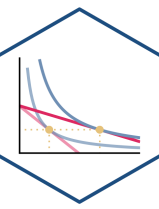


- **Graphical solution: Lowest isocost line tangent to desired isoquant (A)**
- B produces same output as A, but higher cost
- C is same cost as A, but does not produce desired output
- D is cheaper, does not produce desired output

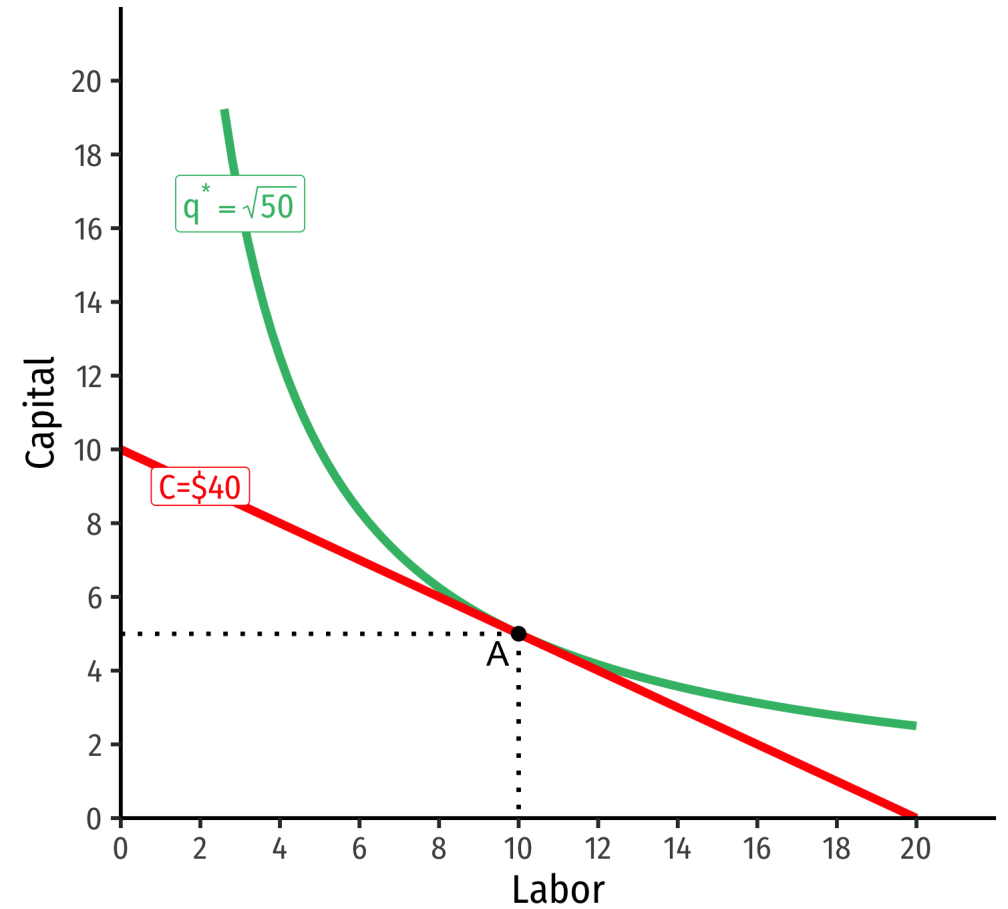


$$q = \sqrt{lk}, q^* = \sqrt{50}, w = \$2, r = \$4$$

The Firm's Least-Cost Input Combination: Why A?

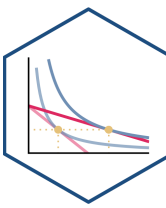


Isoquant curve slope = Isocost line slope



$$q = \sqrt{lk}, q^* = \sqrt{50}, w = \$2, r = \$4$$

The Firm's Least-Cost Input Combination: Why A?



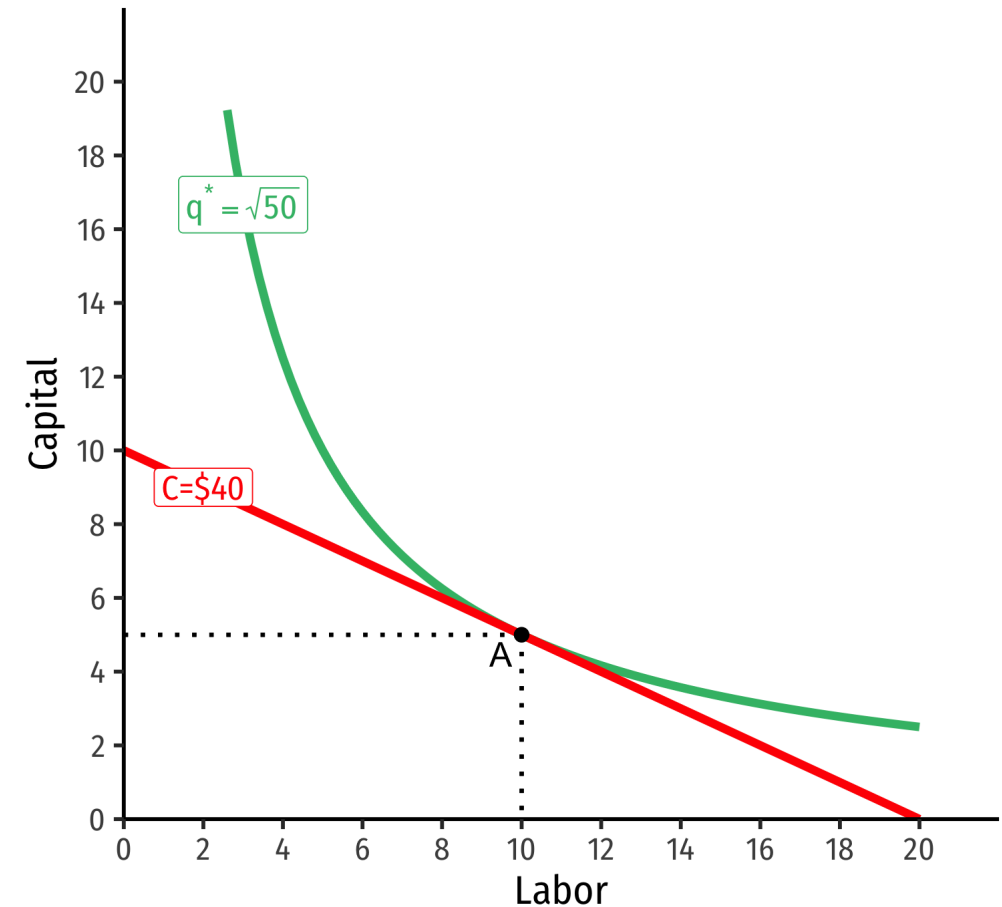
Isoquant curve slope = Isocost line slope

$$MRTS_{l,k} = \frac{w}{r}$$

$$\frac{MP_l}{MP_k} = \frac{w}{r}$$

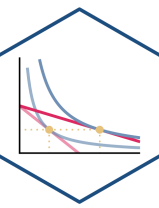
$$0.5 = 0.5$$

- **Marginal benefit = Marginal cost**
 - **Firm** would exchange at same rate as **market**
- **No other combination of (l,k) exists at current prices & output that could produce q^* at lower cost!**



$$q = \sqrt{lk}, q^* = \sqrt{50}, w = \$2, r = \$4$$

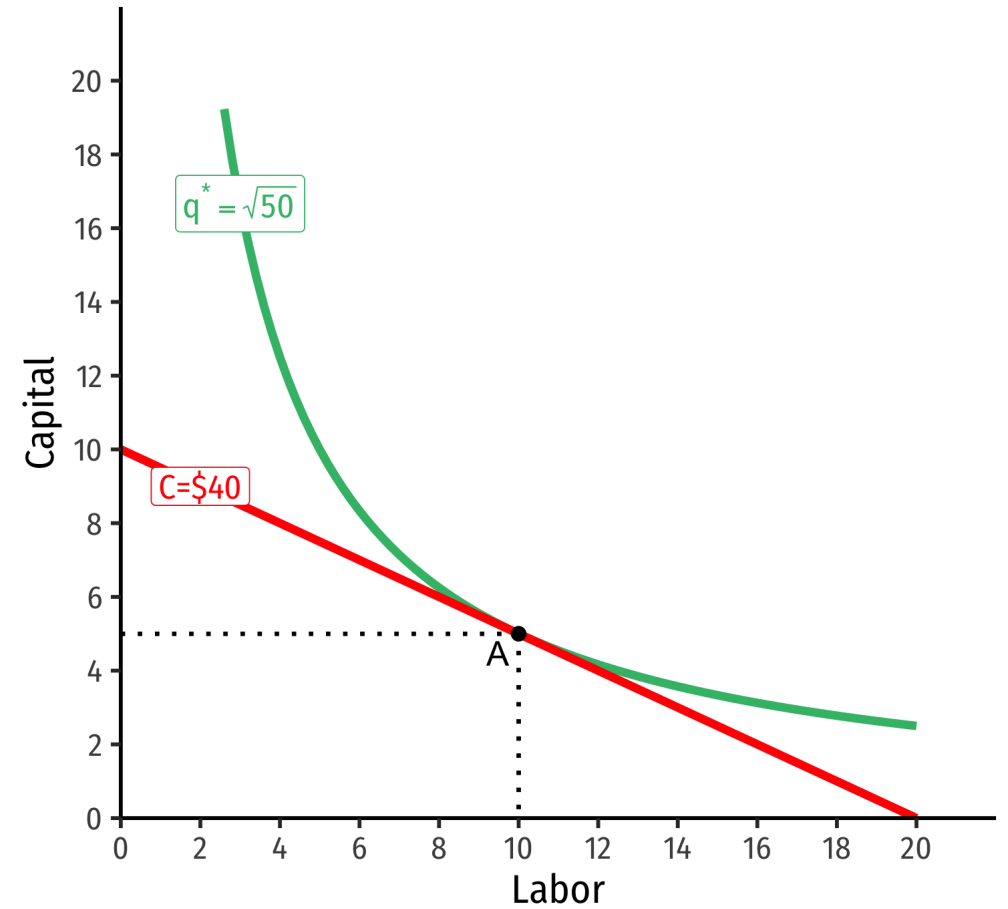
Two Equivalent Rules



Rule 1

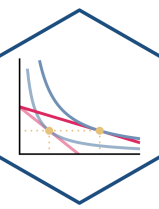
$$\frac{MP_l}{MP_k} = \frac{w}{r}$$

- Easier for calculation (slopes)



$$q = \sqrt{lk}, q^* = \sqrt{50}, w = \$2, r = \$4$$

Two Equivalent Rules



Rule 1

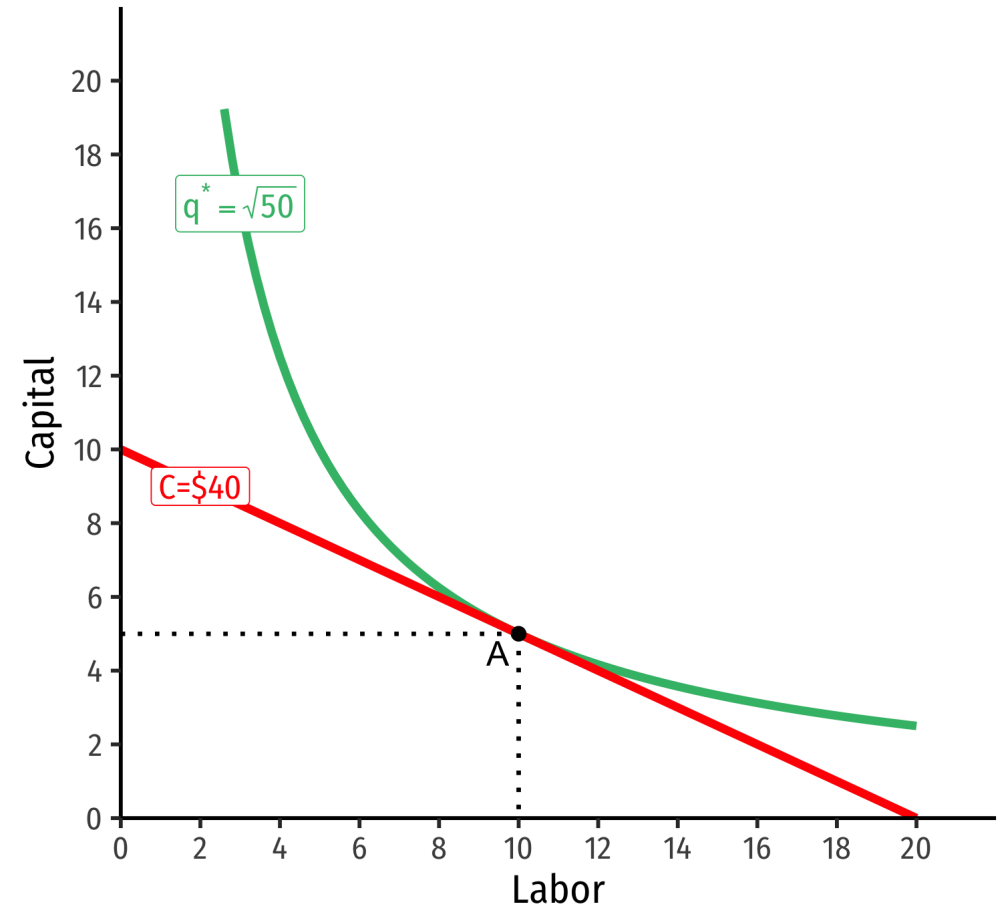
$$\frac{MP_l}{MP_k} = \frac{w}{r}$$

- Easier for calculation (slopes)

Rule 2

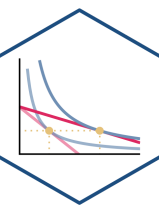
$$\frac{MP_l}{w} = \frac{MP_k}{r}$$

- Easier for intuition (next slide)



$$q = \sqrt{lk}, q^* = \sqrt{50}, w = \$2, r = \$4$$

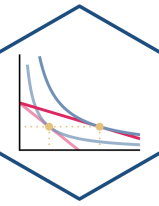
The Equimarginal Rule Again I



$$\frac{MP_l}{w} = \frac{MP_k}{r} = \dots = \frac{MP_n}{p_n}$$

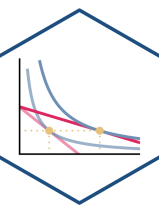
- **Equimarginal Rule**: the cost of production is minimized where the **marginal product per dollar spent** is **equalized** across all n possible inputs
- Firm will always choose an option that gives higher marginal product (e.g. if $MP_l > MP_k$)
 - But each option has a different cost, so we weight each option by its price, hence $\frac{MP_n}{p_n}$

The Equimarginal Rule Again II



- Any **optimum** in economics: no better alternatives exist under current constraints
- No possible change in your inputs to produce q^* that would lower cost

The Firm's Least-Cost Input Combination: Example



Example:

Your firm can use labor l and capital k to produce output according to the production function:

$$q = 2lk$$

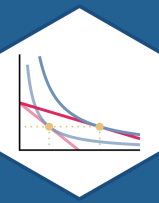
The marginal products are:

$$MP_l = 2k$$

$$MP_k = 2l$$

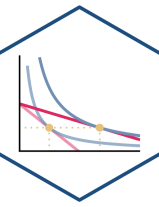
You want to produce 100 units, the price of labor is \$10, and the price of capital is \$5.

1. What is the least-cost combination of labor and capital that produces 100 units of output?
2. How much does this combination cost?



Returns to Scale

Returns to Scale

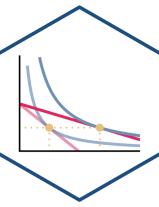


- The **returns to scale** of production: change in output when **all** inputs are increased **at the same rate** (scale)

Scale Up



Returns to Scale

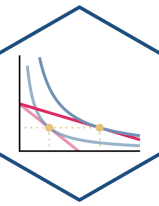


- The **returns to scale** of production: change in output when **all** inputs are increased **at the same rate** (scale)
- **Constant returns to scale**: output increases at **same proportionate rate** to inputs change
 - e.g. double all inputs, output doubles

Scale Up



Returns to Scale

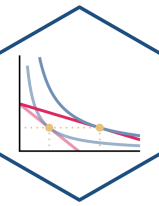


- The **returns to scale** of production: change in output when **all** inputs are increased **at the same rate** (scale)
- **Constant returns to scale**: output increases at **same proportionate rate** to inputs change
 - e.g. double all inputs, output doubles
- **Increasing returns to scale**: output increases **more than proportionately** to inputs change
 - e.g. double all inputs, output *more than* doubles

Scale Up



Returns to Scale



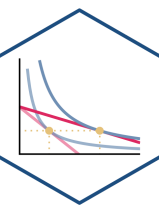
- The **returns to scale** of production: change in output when **all** inputs are increased **at the same rate** (scale)
- **Constant returns to scale**: output increases at **same proportionate rate** to inputs change
 - e.g. double all inputs, output doubles
- **Increasing returns to scale**: output increases **more than proportionately** to inputs change[†]
 - e.g. double all inputs, output *more than* doubles
- **Decreasing returns to scale**: output increases **less than proportionately** to inputs change
 - e.g. double all inputs, output *less than* doubles

[†] See my new newsletter [Increasing Returns](#) for more on the importance of this idea

Scale Up



Returns to Scale: Example



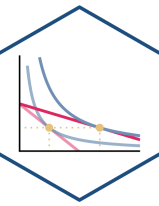
Example: Do the following production functions exhibit *constant* returns to scale, *increasing* returns to scale, or *decreasing* returns to scale?

1. $q = 4l + 2k$

2. $q = 2lk$

3. $q = 2l^{0.3}k^{0.3}$

Returns to Scale: Cobb-Douglas



- One reason Cobb-Douglas functions are great: easy to determine returns to scale:

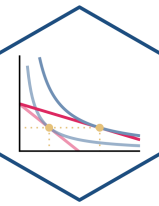
$$q = Ak^{\alpha}l^{\beta}$$

- $\alpha + \beta = 1$: constant returns to scale
- $\alpha + \beta > 1$: increasing returns to scale
- $\alpha + \beta < 1$: decreasing returns to scale
- Note this trick *only* works for Cobb-Douglas functions!

Scale Up



Cobb-Douglas: Constant Returns Case



- A common case of Cobb-Douglas is often written as:

$$q = Ak^\alpha l^{1-\alpha}$$

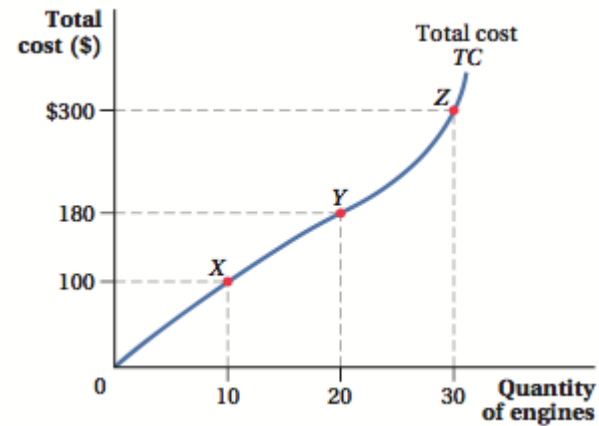
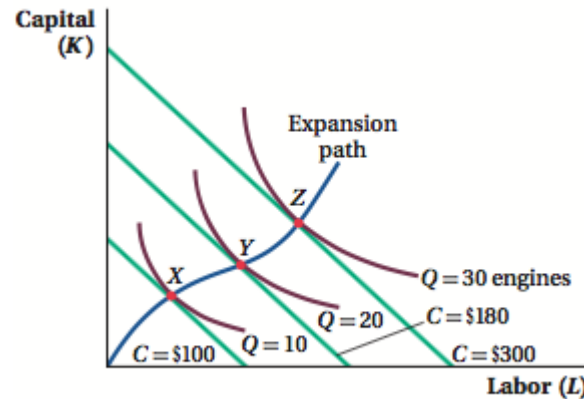
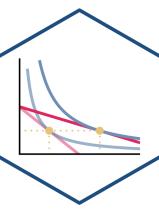
(i.e., the exponents sum to 1, constant returns)

- α is the **output elasticity of capital**
 - A 1% increase in k leads to an $\alpha\%$ increase in q
- $1 - \alpha$ is the **output elasticity of labor**
 - A 1% increase in l leads to a $(1 - \alpha)\%$ increase in q

Scale Up



Output-Expansion Paths & Cost Curves



Goolsbee et. al (2011: 246)

- **Output Expansion Path:** curve illustrating the changes in the optimal mix of inputs and the total cost to produce an increasing amount of output
- **Total Cost curve:** curve showing the total cost of producing different amounts of output (next class)
- See next class' notes page to see how we go from our least-cost combinations over a range of outputs to derive a total cost function